

STATEMENT OF RECEIPTS AND PAYMENTS FOR THE YEAR ENDING 31.03.2024

RECEIPTS	March 31,2024	March 31,2023
To OPENING BALANCES :(As On 01.04.2023) (As per Books of Accounts)		
Cash in Hand (F.C. Main)	13,937.50	13,937.50
Imprest	46,424.00	48,891.00
With S.B.I NDMB S/B A/c No. 40072822973	37,869.10	-
With P.N.B. S.B. A/c No. 6129000100004564	16,858.23	25,978.10
With P.N.B. S.B. A/c No. 019400110079710	7,196.81	812,040.74
With P.N.B. S.B. A/c No. 019400110079701	4,938,312.94	582,847.09
With P.N.B. S.B. A/c No. 0194000100204539	353,384.54	509,970.48
With P.N.B. S.B. A/c No .6129000100025615	2,869,043.00	719,287.63
With P.N.B.S/B A/c .6129000100025606	647,933.37	27,917.53
WithP.N.B.S/B A/c .6129000100032642	512,106.77	1,229,423.12
WithP.N.B.S/B A/c .6129000100004555	-	3,686,728.70
With PNB. S.B. A/c No.6129000100036286	68,432.61	126,356.10
WithPNB. S.B. A/c No.6129000100036295	37,369.65	3,364.65
FDR With Bank	1,000,000.00	-
	10,548,868.52	7,786,742.64
To CONTRIBUTIONS RECEIVED FOR (SOCIAL)		
(A) AGRICULTURAL ACTIVITY		
F & T (IFMR Phasee-III)	-	-
(B) RURAL DEVELOPMENT		
Democratizing Water for Livelihood and Life Throu	16,972,459.00	10,531,718.00
PAID ERW (321-056-1073 ZG)	2,345,030.00	9,680,987.50
PAID ERW (321-056-1074)	1,991,524.00	-
WatSan Initiative-Providing Water and Sanitation Solutions to Rural Population -OIPL	-	21,128,887.50
WatSan Initiative-Providing Water and Sanitation Solutions to Rural Population -OSS IPL	-	12,958,234.00
Advancing Food Security and Nutrition Initiative- AFSN	25,000,000.00	-
WASH Project- Providing Water and Sanitation Solutions to Rural Population	25,000,000.00	-
Agarwal Gyan Kendra-AGK	1,055,013.00	809,378.00
Youth Mental Health Program Initiative for Sustainable Livelihood Development Project	18,478,976.00	4,084,716.00
Building Climate Change Resilience through Entitlement (BCCRE), Siddharth Nagar Sustainable Advancement for Rural and Agricultural Livelihood	16,552,262.00	-
Capstone Workshop/ Finance & Technoogy Adoption	346,675.00	-
Investing in Women to Strengthen Supply Chains Project	2,798,251.00	-
(C) HOLDING OF FREE MEDICAL / HEALTH / FAMILY / WELFARE / IMMUNISATION CAMPS		
Core Group Polio Project -CGPP	6,837,479.00	6,261,282.00
	133,455,858.00	81,077,267.00
To Bank Interest		
(A) Agricultural Activity		
F & T (IFMR Phasee-III)	-	-
(B) Rural Development		
Democratizing Water for Livelihood and Life Throu	91,625.00	93,554.00
PAID ERW (321-056-1073 ZG)	7,797.00	37,648.00
PAID ERW (321-056-1074)	6,917.00	-



WatSan Initiative-Providing Water and Sanitation Solutions to Rural Population -OIPL	-		86,225.00	
Advancing Food Security and Nutrition Initiative-AFSN	67,005.90		-	
WASH Project- Providing Water and Sanitation Solutions to Rural Population	110,728.30		-	
Agarwal Gyan Kendra-AGK	14,773.00		21,047.00	
Youth Mental Health Program Initiative for Sustainable Livelihood Development Project	66,546.00		5,630.00	
	68,490.00		13,719.00	
Building Climate Change Resilience through Entit Sustainable Advancement for Rural and Agricultu	141,202.00		164,740.00	
	62,386.00		-	
(C) HOLDING OF FREE MEDICAL/HEALTH/FAMILY WELFARE/IMMUNIZATION CAMPS				
Core Group Polio Project -CGPP	8,190.00		11,104.00	
(E) Other Activities				
F.C. General (Establishment)	237,015.73		524,817.22	
F.C Main	34,401.00	917,076.93	20,723.00	979,207.22
(E) Sales of Assets				
		451,271.00		-
To Amount transferred to				
ISDL	-		500,000.00	
PAID ERW	20,145.61		-	
F.C. General (Establishment)	737,661.05	757,806.66	26,700.21	526,700.21
TOTAL Rs.		146,130,881.11		90,369,917.07

PAYMENTS		March 31,2024	March 31,2023
By EXPENSES INCURRED IN PROJECTS : (SOCIAL)			
(A) AGRICULTURAL ACTIVITY			
F & T IFMR Phasee-III	-		62,000.00
(B) RURAL DEVELOPMENT			
Democratizing Water for Livelihood and Life Through Women-DWLL	15,066,241.80		13,793,799.33
PAID ERW (321-056-1073 ZG)	2,388,246.70		10,517,764.01
PAID ERW (321-056-1074)	1,821,850.54		-
WatSan Initiative-Providing Water and Sanitation Solutions to Rural Population -OIPL	-		21,215,112.00
WatSan Initiative-Providing Water and Sanitation Solutions to Rural Population -OSS IPL	-		12,958,234.00
Advancing Food Security and Nutrition Initiative-AFSN	25,000,000.00		-
WASH Project- Providing Water and Sanitation Solutions to Rural Population	25,000,000.00		-
Agarwal Gyan Kendra-AGK	1,641,206.50		1,416,026.69
Youth Mental Health Program Initiative for Sustainable Livelihood Development Project	5,340,579.80		808,299.00
	16,450,161.80		4,594,607.19
Building Climate Change Resilience through Entitlement (BCCRE), Siddharth Nagar Sustainable Advancement for Rural and Agricultural Livelihood	6,546,747.80	7,176,489.06	
Capstone Workshop/ Finance & Technoogy Adoption	14,083,324.71		-
	346,675.00		-
Investing in Women to Strengthen Supply Chains Project	2,470,653.38		-



(C) HOLDING OF FREE MEDICAL/HEALTH/FAMILY WELFARE/IMMUNIZATION CAMPS

Core Group Polio Project -CGPP 6,832,014.84 6,330,299.49

(E) OTHER ACTIVITIES:

F.C. General Purpose (Establishment) 503,854.79 921,717.57
F.C. Main - 123,491,557.66 - 79,794,348.34

(F) Amount transferred From

F & T IFMR Phasee-III 411.85
Advancing Food Security and Nutrition Initiative-
AFSN 67,005.90 -
WASH Project- Providing Water and Sanitation
Solutions to Rural Population 110,728.30 -
Initiative for Sustainable Livelihood
Development Project 500,000.00 -
FC General (Establishment) 20,145.61 -
DWLL 59,515.00
WatSan Initiative-Providing Water and
Sanitation Solutions to Rural Population -OIPL - 26,699.71
WatSan Initiative-Providing Water and
Sanitation Solutions to Rural Population -OIPL - 757,806.66 0.50 26,700.21

By CLOSING BALANCES : (As on 31.03.2024)
(As per books of accounts)

Cash in Hand (F.C. Main) 29,577.50 13,937.50
Imprest 27,342.00 46,424.00
With S.B.I NDMB S/B A/c No. 40072822973 72,270.10 37,869.10
With P.N.B. S.B. A/c No. 6129000100004555 43,614.71 -
With P.N.B. S.B. A/c No. 6129000100040368 2,526,255.29 -
With P.N.B. S.B. A/c No. 6129000100004564 178,366.46 16,858.23
With P.N.B. S.B. A/c No. 019400110079710 1,600,426.01 7,196.81
With P.N.B. S.B. A/c No. 019400110079701 10,992,271.14 4,938,312.94
With P.N.B. S.B. A/c No. 0194000100204539 1,493,569.27 353,384.54
With P.N.B. S.B. A/c No .6129000100025615 1,215,648.20 2,869,043.00
With P.N.B.S/B A/c .6129000100025606 80,077.87 647,933.37
WithP.N.B.S/B A/c .6129000100032642 44,862.47 512,106.77
With PNB. S.B. A/c No.6129000100036286 82,212.77 68,432.61
WithPNB. S.B. A/c No.6129000100036295 25,023.00 37,369.65
Autosweep with Bank 2,470,000.00
FDR With Bank 1,000,000.00 21,881,516.79 1,000,000.00 10,548,868.52

TOTAL Rs.

146,130,881.11

90,369,917.07

AUDITOR'S REPORT

"We have examined & audited the above statement from the books of accounts maintained on cash basis and found the same to be in accordance therewith as per information given and explanations furnished to us, in our opinion the said accounts give a true and fair view."

PLACE : LUCKNOW
DATE : 22.07.2024

CHARTERED ACCOUNTANTS
AUDITOR'S



S.TULI & Co.
CHARTERED ACCOUNTANT
8-HALWASIA COURT,
HAZRATGANJ,LUCKNOW.

PEOPLE'S ACTION FOR NATIONAL INTEGRATION -PANI
530 Near Sai Sadan Civil Lines Near J.B. Polytechnic, Faizabad U.P. 224001
"FOREIGN CONTRIBUTION ACCOUNT"

STATEMENT OF INCOME & EXPENDITURE FOR THE YEAR ENDING 31.03.2024

INCOME		March 31,2024		March 31,2023	
By	Other Activities				
	F.C. General (Establishment)	237,015.73		199,387.22	
	F.C Main	34,401.00	271,416.73	20,723.00	220,110.22
By	Amount transfer to F.C. General from Projects		-		26,700.21
By	Excess of Expenditure over Income Tranferred to Capital Fund		232,438.06		97,907.14
TOTAL Rs.			503,854.79		344,717.57
EXPENDITURE		March 31,2024		March 31,2023	
To	OTHER ACTIVITES:				
	F.C. General Purpose (Establishment)	503,854.79		344,717.57	
	F.C. Main	-	503,854.79	-	344,717.57
TOTAL Rs.			503,854.79		344,717.57

AUDITOR'S REPORT

"We have examined & audited the above statement from the books of accounts maintained on cash basis and found the same to be in accordance therewith as per information given and explanations furnished to us, in our opinion the said accounts give a true and fair view."

[Handwritten Signature]

.....
CHARTERED ACCOUNTANTS
AUDITOR'S

PLACE :LUCKNOW
DATE : 22.07.2024



BALANCE SHEET AS ON 31.03.2024

LIABILITIES	March 31,2024	March 31,2023
(I) CAPITAL FUND:		
Balance	13,682,289.05	13,149,972.50
Add: Assets transferred from Specific Projects	5,171,033.00	4,000,728.00
Add: Assets in Genral FC Main	-	77,000.00
	<u>18,853,322.05</u>	<u>17,227,700.50</u>
Less: Sale of Assets (Net of Loss)	451,271.00	325,430.00
Less: Loss on Sale of Assets	1,849,950.40	844,858.45
Less: Depreciation during the year	<u>2,455,740.00</u>	<u>2,375,123.00</u>
	14,096,360.65	13,682,289.05
(II) EAR-MARKED- SPECIFIC PROJECT FUNDS UNDISBURSED:		
Balance	9,115,564.00	6,003,960.98
Add: Project fund Received during the year	133,455,858.00	81,077,267.00
Add: Amount transferred	20,145.61	500,000.00
Add: Bank Interest received during the year	645,660.20	433,667.00
	<u>143,237,227.81</u>	<u>88,014,894.98</u>
Less: Amount Transferred	737,661.05	-
Less: Project Fund Disbursed during the year (Capita	5,171,033.00	4,000,728.00
Less: Project Fund Disbursed during the year (Reven	<u>117,816,669.87</u>	<u>74,898,602.98</u>
	19,511,863.89	9,115,564.00
(III) GENERAL FUND:		
Balance	1,660,129.52	2,009,606.66
Add: Amount Transferred	737,661.05	-
Add: Sale of Assets (Net of Loss)	451,271.00	325,430.00
	<u>2,849,061.57</u>	<u>2,335,036.66</u>
Less: Excess of Expenditure over Income	232,438.06	97,907.14
Less: Assets Purchased	-	77,000.00
Less: Amount Transferred	<u>20,145.61</u>	<u>500,000.00</u>
	2,596,477.90	1,660,129.52
TOTAL Rs.	36,204,702.44	24,457,982.57

ASSETS	March 31,2024	March 31,2023
FIXED ASSETS :		
(At Cost Less Depreciation)		
(As per Schedule)	14,096,360.65	13,682,289.05
CURRENT ASSETS :		
Security Deposit (Telephone)		
Balance	15,000.00	15,000.00
INCOME TAX (T.D.S.)		
Balance	211,825.00	211,825.00
CLOSING BALANCES (As on 31.03.2024)		
(As per books of accounts)		
Cash in Hand (F.C. Main)	29,577.50	13,937.50
Imprest	27,342.00	46,424.00
With S.B.I NDMB S/B A/c No. 40072822973	72,270.10	37,869.10
With P.N.B. S.B. A/c No. 6129000100004555	43,614.71	-
With P.N.B. S.B. A/c No. 61290001000040368	2,526,255.29	-
With P.N.B. S.B. A/c No. 6129000100004564	178,366.46	16,858.23
With P.N.B. S.B. A/c No. 019400110079710	1,600,426.01	7,196.81
With P.N.B. S.B. A/c No. 019400110079701	10,992,271.14	4,938,312.94



With P.N.B. S.B. A/c No. 0194000100204539	1,493,569.27		353,384.54	
With P.N.B. S.B. A/c No .6129000100025615	1,215,648.20		2,869,043.00	
With P.N.B.S/B A/c .6129000100025606	80,077.87		647,933.37	
With P.N.B.S/B A/c .6129000100032642	44,862.47		512,106.77	
With PNB. S.B. A/c No.6129000100036286	82,212.77		68,432.61	
WithPNB. S.B. A/c No.6129000100036295	25,023.00		37,369.65	
Autosweep	2,470,000.00			
FDR With Bank	1,000,000.00	21,881,516.79	1,000,000.00	10,548,868.52
TOTAL Rs.		36,204,702.44		24,457,982.57

#REF!

AUDITOR'S REPORT

"We have examined & audited the above statement from the books of accounts maintained on cash basis and found the same to be in accordance therewith as per information given and explanations furnished to us, in our opinion the said accounts give a true and fair view."



.....
CHARTERED ACCOUNTANTS
AUDITOR'S

PLACE :LUCKNOW
DATE : 22.07.2024



People's Action for National Integration - (PANI)
530 , Sai Sadan , Civil Lines , Near J.B. Polytechnic, Civil Lines, Faizabad U.P. 224001

"FOREIGN CONTRIBUTION ACCOUNT"

SCHEDULE OF FIXED ASSETS AS ON 31.03.2024

S.NO	PARTICULARS	RATE OF DEPRECIATION	W.D.V.AS ON 01.04.2023	ADDITIONS		Sale, Transfer & Write off	TOTAL	DEPRECIATION	W.D.V.AS ON 31.03.2024
				UP TO 30.09.2023	AFTER 30.09.2023				
	FC General:								
1	Building	10%	572,352.00	-	-	-	572,352.00	57,235.00	515,117.00
2	Furniture and Fixtures	10%	985,248.00	-	-	-	985,248.00	98,525.00	886,723.00
3	Utensiles	15%	2,202.95	-	-	-	2,202.95	330.00	1,872.95
4	Motorcycle & Moped	15%	149,837.25	-	-	-	149,837.25	22,476.00	127,361.25
5	Ambulance	15%	2,745.35	-	-	-	2,745.35	412.00	2,333.35
6	Generator & Invertor	15%	126,020.40	-	-	-	126,020.40	18,903.00	107,117.40
7	Ava Equipment	15%	4,703.30	-	-	-	4,703.30	705.00	3,998.30
8	Bicycle	15%	1,334.20	-	-	-	1,334.20	200.00	1,134.20
9	Vehicle	15%	94,776.80	-	-	-	94,776.80	14,217.00	80,559.80
10	Mobile Exhibition Materials	15%	413.05	-	-	-	413.05	62.00	351.05
11	Telecommunication Equipments	15%	1,684.55	-	-	-	1,684.55	253.00	1,431.55
12	Ceiling Fan	15%	5,407.25	-	-	-	5,407.25	811.00	4,596.25
13	Camera	15%	128,514.40	-	-	128,514.40	-	-	-
14	Office Equipments	15%	31,225.35	-	-	-	31,225.35	4,684.00	26,541.35
15	Pico Projector	15%	2,689,701.50	-	-	-	2,689,701.50	403,455.00	2,286,246.50
16	Software Development for MIS	40%	6,479.00	-	-	-	6,479.00	2,592.00	3,887.00
17	Tablet	15%	2,122,707.00	-	-	2,122,707.00	-	-	-
18	Electrical Equipments	15%	72,581.55	-	-	-	72,581.55	10,887.00	61,694.55
19	Room Cooler	15%	20,051.95	-	-	-	20,051.95	3,008.00	17,043.95
20	Computers / Laptop	40%	322,380.80	-	-	50,000.00	272,380.80	108,952.00	163,428.80
21	Laser Printer	40%	47,484.60	-	-	-	47,484.60	18,994.00	28,490.60
22	Video Comera	15%	46,989.05	-	-	-	46,989.05	7,048.00	39,941.05
23	Micro Finance Software	40%	5.20	-	-	-	5.20	2.00	3.20
24	Tally Software	40%	2,879.60	-	-	-	2,879.60	1,152.00	1,727.60
25	TDS Meter	15%	23,746.10	-	-	-	23,746.10	3,562.00	20,184.10
26	Dibbler	15%	13,572.00	-	-	-	13,572.00	2,036.00	11,536.00
27	Bedding & Linen	15%	16,051.45	-	-	-	16,051.45	2,408.00	13,643.45
28	Demonstration of Drip Kit for Vegetables & sugarcane	15%	1,775,428.20	-	-	-	1,775,428.20	266,314.00	1,509,114.20
29	Film Production Equipment	15%	128,316.00	-	-	-	128,316.00	19,247.00	109,069.00
30	LCD Projector	15%	548,543.75	-	-	-	548,543.75	82,282.00	466,261.75
31	Air Conditioner	15%	19,652.00	-	-	-	19,652.00	2,948.00	16,704.00
32	Mobile Tab	15%	13,458.75	-	-	-	13,458.75	2,019.00	11,439.75
1	Agarwal Gyan Kendra-AGK								
1	Water Cooler	15%	12,389.00	-	-	-	12,389.00	1,858.00	10,531.00



2	UPS Battery	15%	-	-	46,000.00	-	46,000.00	3,450.00	42,550.00
2	Building Climate Change Resilience through Entitlement (BCCRE)								
1	Office Furniture	10%	133,439.00	1,100.00	-	-	134,539.00	13,454.00	121,085.00
2	Inverter & Battery	15%	33,320.00	-	-	-	33,320.00	4,998.00	28,322.00
3	Laptop	40%	50,400.00	-	-	-	50,400.00	20,160.00	30,240.00
4	Printer	40%	15,000.00	-	-	-	15,000.00	6,000.00	9,000.00
5	Tablet	15%	164,560.00	-	-	-	164,560.00	24,684.00	139,876.00
6	Mini Viewsonic Projector	15%	-	114,000.00	-	-	114,000.00	17,100.00	96,900.00
3	Youth Mental Health Program-YMHP								
1	Laptop	40%	97,600.00	-	-	-	97,600.00	39,040.00	58,560.00
2	Furniture & fixtures (Cost for setting-up separate counselling centre)	10%	66,776.00	104,883.00	-	-	171,659.00	17,166.00	154,493.00
4	CGPP-III								
1	Laptop & Computer	40%	26,100.00	-	-	-	26,100.00	10,440.00	15,660.00
5	Initiative for Sustainable Livelihood Development Project-ISLD								
1	Laptop/Desktop	40%	506,080.00	-	995,900.00	-	1,501,980.00	401,612.00	1,100,368.00
2	Printer with Scanner	40%	24,000.00	-	44,700.00	-	68,700.00	18,540.00	50,160.00
3	Inverter	15%	14,615.00	-	117,600.00	-	132,215.00	11,012.00	121,203.00
4	Battery	15%	70,300.00	-	-	-	70,300.00	10,545.00	59,755.00
5	Smart Phone for CRPs	15%	832,500.00	-	1,327,500.00	-	2,160,000.00	224,438.00	1,935,562.00
6	Furniture & Fixture for Block & District Office	10%	190,000.00	-	319,000.00	-	509,000.00	34,950.00	474,050.00
7	Pico projectors along with Speaker & Pen drive	15%	1,071,150.00	-	1,794,000.00	-	2,865,150.00	295,223.00	2,569,927.00
6	WatSan (OSSIP)								
1	Laptop & Computer	40%	36,600.00	-	-	-	36,600.00	14,640.00	21,960.00
2	Furniture & fixtures	10%	117,356.00	-	-	-	117,356.00	11,736.00	105,620.00
3	Printer	40%	11,100.00	-	-	-	11,100.00	4,440.00	6,660.00
4	Inverter with 2 Battery	15%	32,300.00	-	-	-	32,300.00	4,845.00	27,455.00
5	Invertor & Battery	15%	200,210.70	-	-	-	200,210.70	30,032.00	170,178.70
7	Advancing Food Security and Nutrition Initiative-AFSN								
1	Laptop/Desktop	40%	-	82,300.00	-	-	82,300.00	32,920.00	49,380.00
2	Coolers	15%	-	29,900.00	-	-	29,900.00	4,485.00	25,415.00
3	Inverter Battery	15%	-	30,000.00	-	-	30,000.00	4,500.00	25,500.00
4	Induction Chulha & RO	15%	-	16,650.00	-	-	16,650.00	2,498.00	14,152.00
5	Furniture & Fixture	10%	-	15,000.00	-	-	15,000.00	1,500.00	13,500.00
8	Democratizing of Water for Livelihood & Life through Women								
1	2 Nos Folding Chair	10%	-	1,800.00	-	-	1,800.00	180.00	1,620.00
2	1 Nos Folding Table	10%	-	900.00	-	-	900.00	90.00	810.00
3	Bluetooth Speaker with 2 cordless mic	15%	-	10,500.00	-	-	10,500.00	1,575.00	8,925.00



4	WiFi Router	40%	-	4,800.00	-	-	4,800.00	1,920.00	2,880.00	
5	Water Purifier	15%	-	-	9,600.00	-	9,600.00	720.00	8,880.00	
9	WASH Project- Providing Water and Sanitation Solutions to Rural Population									
1	Laptop	40%	-	44,800.00	-	-	44,800.00	17,920.00	26,880.00	
2	Printer	40%	-	17,800.00	-	-	17,800.00	7,120.00	10,680.00	
3	Furniture-Office Almirah Locker	10%	-	8,200.00	-	-	8,200.00	820.00	7,380.00	
4	Office Table	10%	-	15,000.00	-	-	15,000.00	1,500.00	13,500.00	
5	Plastic Chair	10%	-	8,500.00	-	-	8,500.00	850.00	7,650.00	
6	Office Chair	10%	-	8,100.00	-	-	8,100.00	810.00	7,290.00	
7	Steel Rack	10%	-	2,500.00	-	-	2,500.00	250.00	2,250.00	
	TOTAL (RS.)			13,682,289.05	516,733.00	4,654,300.00	2,301,221.40	16,552,100.65	2,455,740.00	14,096,360.65

(B) [Signature]




People's Action for National Integration - (PANI)
530, Sai Sadan Near J.B.Polytechnic, Civil Lines, Faizabad - U.P.

" FOREIGN CONTRIBUTION ACCOUNT "


PROJECT WISE DETAILS OF FOREIGN CONTRIBUTION FOR THE YEAR ENDING 31.03.2024

S.NO	PARTICULARS	DONOR NAME	PREVIOUS BALANCE	REFUND/TRANSFER/LIABILITIES	SELLING OF ASSETS	FOREIGN CONTRIBUTIONS	INTEREST & OTHER RECEIPTS	TOTAL	UTILISED	REFUND TO FUNDING AGENCY/ADVANCE PAID, Liability Paid	REFUND/TRANSFER	CLOSING BALANCE
	AGRICULTURAL ACTIVITY											
1	F & T A (IFMR Phasee-III)	The University Court of the University of Edinburgh	411.85	-	-	-	-	411.85	-	-	411.85	-
	SUB TOTAL		411.85	-	-	-	-	411.85	-	-	411.85	-
	RURAL DEVELOPMENT											
1	DWLL/AHB		59,515.00	-	-	-	-	59,515.00	-	-	59,515.00	-
2	Democratizing Water for Livelihood and Life Through Women-DWLL	Andheri Hilfe, Germany	521,707.27	-	-	16,972,459.00	91,625.00	17,585,791.27	15,066,241.80	-	-	2,519,549.47
3	PAID ERW (321-056-1073 ZG)	KZE/MISEREOR	15,274.09	20,145.61	-	2,345,030.00	7,797.00	2,388,246.70	2,388,246.70	-	-	-
4	PAID ERW (321-056-1074)	KZE/MISEREOR	-	-	-	1,991,524.00	6,917.00	1,998,441.00	1,821,850.54	-	-	176,590.46
5	Advancing Food Security and Nutrition Initiative-AFSN	Oracle India Private Limited	-	-	-	25,000,000.00	67,005.90	25,067,005.90	25,000,000.00	-	67,005.90	(0.00)
6	WASH Project- Providing Water and Sanitation Solutions to Rural Population	Oracle Financial Services Software	-	-	-	25,000,000.00	110,728.30	25,110,728.30	25,000,000.00	-	110,728.30	0.00
7	Agarwal Gyan Kendra-AGK	Hiralal Agarawal Foundation	643,623.43	-	-	1,055,013.00	14,773.00	1,713,409.43	1,641,206.50	-	-	72,202.93
8	Youth Mental Health Program	Indira Foundation-USA	2,867,583.00	-	-	3,622,511.00	66,546.00	6,556,640.00	5,340,579.80	-	-	1,216,060.20
9	Initiative for Sustainable Livelihood Development Project	The Hans Foundation	3,827.81	-	-	18,478,976.00	68,490.00	18,551,293.81	16,450,161.80	-	500,000.00	1,601,132.01
10	Building Climate Change Resilience through Entitlement (BCCRE), Siddharth Nagar	MacArthur Foundation	4,940,062.94	-	-	12,455,678.00	141,202.00	17,536,942.94	6,546,747.80	-	-	10,990,195.14
11	Sustainable Advancement for Rural and Agricultural Livelihood	The Hans Foundation	-	-	-	16,552,262.00	62,386.00	16,614,648.00	14,083,324.71	-	-	2,531,323.29
12	Capstone Workshop/ Finance & Technoogy Adoption	Birkbeck, University of London	-	-	-	346,675.00	-	346,675.00	346,675.00	-	-	-

(Handwritten signature)





13	Investing in Women to Strengthen Supply Chains Project	SSG Advisors	-	-	-	2,798,251.00	-	2,798,251.00	2,470,653.38	-	-	327,597.62
	SUB TOTAL		9,051,593.54	20,145.61	-	126,618,379.00	637,470.20	136,327,588.35	116,155,688.03	-	737,249.20	19,434,651.12
1	Core Group Polio Project -CGPP	Cooperative Housing Foundation	63,558.61	-	-	6,837,479.00	8,190.00	6,909,227.61	6,832,014.84	-	-	77,212.77
	SUB TOTAL		63,558.61	-	-	6,837,479.00	8,190.00	6,909,227.61	6,832,014.84	-	-	77,212.77
	SUB TOTAL		-	-	-	-	-	-	-	-	-	-
	SUB TOTAL (A)		9,115,564.00	20,145.61	-	133,455,858.00	645,660.20	143,237,227.81	122,987,702.87	-	737,661.05	19,511,863.89
	OTHER ACTIVITIES											
1	F.C. General (Establishment)		1,395,435.42	737,661.05	451,271.00	-	237,015.73	2,821,383.20	503,854.79	-	20,145.61	2,297,382.80
2	F.C. Main		37,869.10	-	-	-	34,401.00	72,270.10	-	-	-	72,270.10
	SUB TOTAL (B)		1,433,304.52	737,661.05	451,271.00	-	271,416.73	2,893,653.30	503,854.79	-	20,145.61	2,369,652.90
	GRAND TOTAL		10,548,868.52	757,806.66	451,271.00	133,455,858.00	917,076.93	146,130,881.11	123,491,557.66	-	757,806.66	21,881,516.79



PEOPLE'S ACTION FOR NATIONAL INTEGRATION -PANI
530, Sai Sadan, Civil Lines , Near J.B.Polytechnic, Faizabad - U.P.
" FOREIGN CONTRIBUTION ACCOUNT"
LIST OF CASH & BANK BALANCES WITH PROJECTS AS ON 31.03.2024

S.L	NAME OF PROJECT	CASH	S.B.I S/B A/c No. 4007282297 3	P.N.B.S/B A/c No.6129000 100004555	P.N.B.S/B A/c No.612900010 0040368	P.N.B.S/B A/c No.61290001 00004564	P.N.B.S/B A/c 019400110079 710	P.N.B.S/B A/c 01940011007970 1	P.N.B.S/B A/c 019400100204 539	P.N.B.S/B A/c .612900010002 5615	P.N.B.S/B A/c .612900010 0025606	P.N.B.S/B A/c .612900010 0032642	PNB. S.B. A/c No.6129000 100036286	PNB. S.B. A/c No.6129000 100036295	FDR/Sweep	CLOSING BALANCES
1	PAID ERW (321-056-1	224.00	-	-	-	176,366.46	-	-	-	-	-	-	-	-	-	176,590.46
2	DWLL/AHB	-	-	-	-	-	-	-	-	-	-	-	-	-	-	-
3	Democratizing Water for Livelihood and Life Through Women- DWLL	4,687.00	-	-	-	-	-	-	-	-	-	44,862.47	-	-	2,470,000.00	2,519,549.47
4	IFMR-III	-	-	-	-	-	-	-	-	-	-	-	-	-	-	-
5	Agarwal Gyan Kendra - AGK	769.00	-	-	-	-	-	-	-	-	71,433.93	-	-	-	-	72,202.93
6	Core Group Polio Project -CGPP	-	-	-	-	-	-	-	-	-	-	-	77,212.77	-	-	77,212.77
7	Youth Mental Health Program	5,412.00	-	-	-	-	-	-	-	1,210,648.20	-	-	-	-	-	1,216,060.20
8	Initiative for Sustainable Livelihood Development Project	5,706.00	-	-	-	-	1,595,426.01	-	-	-	-	-	-	-	-	1,601,132.01
9	Building Climate Change Resilience through Entitlement (BCCRE), Siddharth Nagar	424.00	-	-	-	-	-	10,989,771.14	-	-	-	-	-	-	-	10,990,195.14
10	Sustainable Advancement for Rural and Agricultural Livelihood	5,836.00	-	-	2,525,487.29	-	-	-	-	-	-	-	-	-	-	2,531,323.29
11	Investing in Women to Strengthen Supply Chains Project	-	-	-	-	-	-	327,597.62	-	-	-	-	-	-	-	327,597.62
	Total Rs.(A)	23,058.00	-	-	2,525,487.29	176,366.46	1,595,426.01	10,989,771.14	327,597.62	1,210,648.20	71,433.93	44,862.47	77,212.77	-	2,470,000.00	19,511,863.89
10	F.C. General (Establishment)	33,861.50	-	43,614.71	768.00	2,000.00	5,000.00	2,500.00	1,165,971.65	5,000.00	8,643.94	-	5,000.00	25,023.00	1,000,000.00	2,297,382.80
11	F.C. Main	-	72,270.10	-	-	-	-	-	-	-	-	-	-	-	-	72,270.10
	Total Rs.(B)	33,861.50	72,270.10	43,614.71	768.00	2,000.00	5,000.00	2,500.00	1,165,971.65	5,000.00	8,643.94	-	5,000.00	25,023.00	1,000,000.00	2,369,652.90
	Grand Total Rs.(A+B)	56,919.50	72,270.10	43,614.71	2,526,255.29	178,366.46	1,600,426.01	10,992,271.14	1,493,569.27	1,215,648.20	80,077.87	44,862.47	82,212.77	25,023.00	3,470,000.00	21,881,516.79



People's Action for National Integration - (PANI)
530 , Sai Sadan , Civil Lines , Near J.B. Polytechnic, Civil Lines, Faizabad U.P. 224001
"FOREIGN CONTRIBUTION ACCOUNT"
LIST OF ASSETS PURCHASED IN THE PROJECTS DURING THE YEAR ENDING 31.03.2024

S.NO	NAME OF ASSETS	UPTO September 2023	AFTER September 2023	TOTAL
	Agarwal Gyan Kendra-AGK			-
1	UPS Battery	-	46,000.00	46,000.00
	Advancing Food Security and Nutrition Initiative-AFSN			
1	Laptop/Desktop	82,300.00	-	82,300.00
2	Coolers	29,900.00	-	29,900.00
3	Inverter Battery	30,000.00	-	30,000.00
4	Induction Chulha & RO	16,650.00	-	16,650.00
5	Furniture & Fixture	15,000.00	-	15,000.00
	Democratizing of Water for Livelihood & Life through Women			-
1	2 Nos Folding Chair	1,800.00	-	1,800.00
2	1 Nos Folding Table	900.00	-	900.00
3	Bluetooth Speaker with 2 cordless mic	10,500.00	-	10,500.00
4	WiFi Router	4,800.00	-	4,800.00
5	Water Purifier	-	9,600.00	9,600.00
	Building Climate Change Resilience through Entitlement (BCCRE), Siddharth Nagar			-
1	Mini Viewsonic Projector	114,000.00	-	114,000.00
2	Plastic Chair	1,100.00	-	1,100.00
	Sustainable Advancement Livelihood Development			
1	Laptop/Desktop	-	995,900.00	995,900.00
2	Printer with Scanner	-	44,700.00	44,700.00
3	Inverter & Battery	-	117,600.00	117,600.00
4	Smart Phone for CRPs	-	1,327,500.00	1,327,500.00
5	Furniture & Fixture for Block Office	-	319,000.00	319,000.00
6	Pico projectors along with Speaker & Pen drive	-	1,794,000.00	1,794,000.00
	WASH Project- Providing Water and Sanitation Solutions to Rural Population			
1	Laptop	44,800.00	-	44,800.00
2	Printer	17,800.00	-	17,800.00
3	Furniture-Office Almirah Locker	8,200.00	-	8,200.00
4	Office Table	15,000.00	-	15,000.00
5	Plastic Chair	8,500.00	-	8,500.00
6	Office Chair	8,100.00	-	8,100.00
7	Steel Rack	2,500.00	-	2,500.00
	Youth Mental Health Program			
1	Cost for setting-up separate counselling centre	104,883.00	-	104,883.00
	TOTAL (RS.)	516,733.00	4,654,300.00	5,171,033.00

